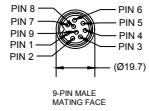
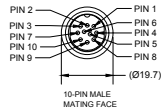


### VIEW A



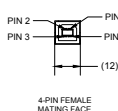
PIN #	DESCRIPTION
1	DC IN+
2	DC IN+
3	ACC
4	N.C
5	N.C
6	DC IN-
7	DC IN-
8	N.C
9	N.C

### VIEW B



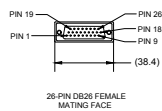
PIN #	DESCRIPTION
1	N.C
2	GND
3	N.C
4	N.C
5	AUDIO
6	GND
7	N.C
8	N.C
9	GND
10	VIDEO

### VIEW C



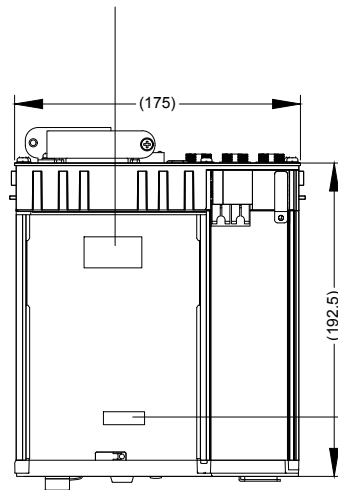
PIN #	DESCRIPTION
1	+5V
2	USB DATA -
3	USB DATA +
4	GND

### VIEW D

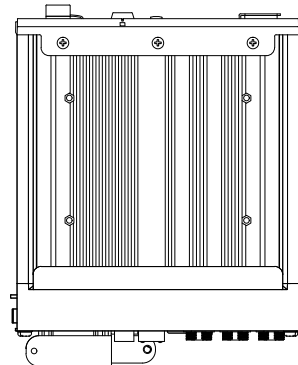
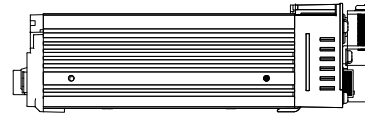
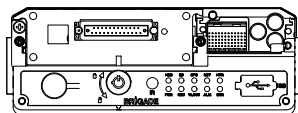
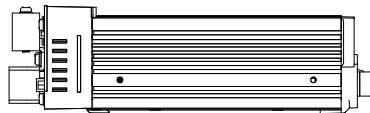


PIN#	DESCRIPTION
1	N.C
2	N.C
3	485A-1
4	485B-1
5	+12V OUT
6	TRIGGER-IN 3
7	TRIGGER-IN 5
8	TRIGGER-IN 8
9	GND
10	N.C
11	N.C
12	485A-2
13	485B-2
14	TRIGGER-IN 1
15	TRIGGER-IN 4
16	TRIGGER-IN 6
17	SPEED SIGNAL
18	SPEED GND
19	N.C
20	N.C
21	+5V (REMOTE/G-SENSOR)
22	GND (REMOTE/G-SENSOR)
23	TRIGGER-IN 2
24	TRIGGER OUT 1
25	TRIGGER-IN 7
26	TRIGGER OUT 2

### PRODUCT NUMBER LABEL LOCATION



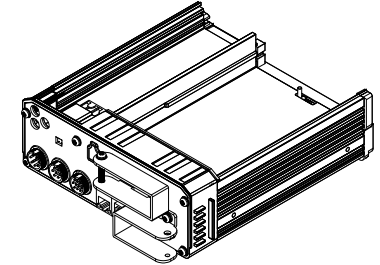
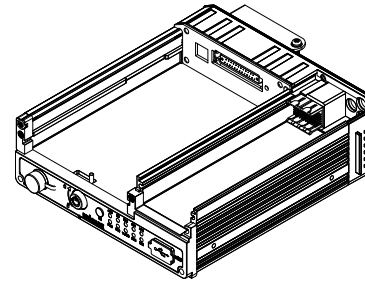
### SERIAL NUMBER LABEL LOCATION



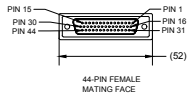
### Revision Notes.

R1 - REMOVED CONNECTORS FOR ANTENNAE AND MOVED THESE TO EXPANSION DRAWING. UPDATED NOTES.

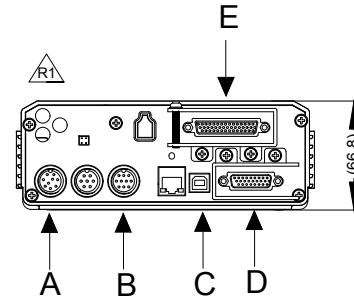
APA: EPANG    Drawn: L.PILLAY    Checked: R.BATES    Approved: B.JOHN    Date: 16/11/2015



### VIEW E



PIN#	DESCRIPTION
1	VIDEO
2	AUDIO
3	VIDEO
4	VIDEO
5	VIDEO
6	AUDIO
7	VIDEO
8	VIDEO
9	VIDEO
10	AUDIO
11	VIDEO
12	N.C
13	N.C
14	N.C
15	N.C
16	GND
17	GND
18	AUDIO
19	GND
20	GND
21	GND
22	GND
23	AUDIO
24	GND
25	GND
26	AUDIO
27	N.C
28	N.C
29	N.C
30	N.C
31	+12V
32	+12V
33	AUDIO
34	+12V
35	+12V
36	+12V
37	AUDIO
38	+12V
39	+12V
40	+12V
41	N.C
42	N.C
43	N.C
44	N.C



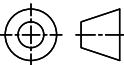
- NOTES:
1. REFERENCE INSTRUCTION MANUAL FOR FUNCTIONALITY.
  2. NOT BACKWARDS COMPATIBLE WITH MDR-304A-XXX.
  3. FOR PRODUCT LABEL REFER TO LATEST REVISION OF DRAWING: BE-003110-XX-15.
  4. FOR SERIAL NUMBER REFER TO LATEST REVISION OF DRAWING: BE-003112-XX-15.
  5. ANY CUSTOMER MODIFICATION OF THIS PRODUCT CAUSING SUBSEQUENT FAILURE IS NOT A LIABILITY OF BRIGADE ELECTRONICS GROUP PLC.
  6. FINISH: BLACK.



### PROPRIETARY NOTICE

THIS DESIGN AND TECHNICAL INFORMATION APPEARING ON THIS DRAWING IS THE PROPERTY OF BRIGADE ELECTRONICS, AND IS DISCLOSED IN CONFIDENCE. IT IS NOT TO BE COPIED, REPRODUCED, REVEALED TO OR EXPROPRIATED BY OTHERS, EITHER IN WHOLE OR IN PART WITHOUT THE EXPRESS WRITTEN CONSENT OF BRIGADE ELECTRONICS.

**BRIGADE**  
www.brigade-electronics.com

Assembly Pl Approval P.YANG	Approved by B.JOHN	Checked by M.BUTLER	Drawn by L.PILLAY
Angle of Projection 	Units mm	Scale N/A	Released 00/00/00
Third Angle	Status RELEASED	MDR-408-DS	
	Part No 4898	BE-003124-01-15	